

LIFE ON THE FRONT LINE



VIDEO : Fast Facts – World War I : Trench Life (Auckland War Memorial Museum)

Watch the video and learn about life in the trenches

<https://www.youtube.com/watch?v=j8HmPNgOC2Q>

a) Where could trenches be found during WWI? From _____ to _____


b) Can you complete this definition of trenches?

They were series of _____ hand-_____ into the ground to _____ the _____ from enemy _____ and _____.



c) What did soldiers do in these trenches?

d) What was the space between the trenches called? How was it and why? Origin of the name?



e) What were the “typical threats of war”?

f) What were soldiers also dying from? _____

Can you make a list of these conditions?

- _____ - _____
- _____ - _____
- _____ - _____
- _____



What were the consequences on men?

- _____
- _____
- _____



g) The soldiers’ diet:

- _____ - _____
- _____ - _____

What did they use the empty jam cans for?



h) WWI’s new deadly weapon:

How did soldiers protect themselves at first?

Soldiers _____ their _____ with _____ soaked in _____

What device was developed to protect them after that?



i) Wars will be fought in different ways by the end of

WWI. Tick the different reasons:

- mobile phones more mobile technology
- advances more information technology
- more soldiers more dances

Give examples: _____





Go on the webpage : <http://www.bbc.co.uk/schools/0/ww1/25626530>

A. Browse the page and answer the questions

1) Find the reasons why the trenches were smelly

- _____
 - _____



2) The soldiers' timetable:

When could the soldiers rest? _____

List the activities they could do during that time:

- _____ - _____ - _____

What time were they on high-alert for enemy attacks? _____

Find the English for "crepuscule": _____


When was cleaning time? _____

What did they have for breakfast? _____

What were they allowed to drink? Why? _____



B. Explore the interactive trench : Click on different objects to find more about life in a trench



1° Activity: Being on watch

- What was needed: _____
- Serious crime: _____
- Possible consequences: _____

2° Activity: Periscope

- Use: _____

3° Activity: Sleep

- Time: _____
- Nighttime activity: _____

4° Activity: Dirty work

- Reason: _____
- Duties: _____

5° Object: sandbags

- Filled with: _____
- Place: _____
- Use: _____

6° Animals: Rats

- Problems: _____

Animals: Dogs

- Use: _____

7° Objects: meal tin and cards:

- Food at the start of the war: _____
- Food from home: _____
- Food as time went by: _____
- Relaxing activities: _____

LIFE ON THE FRONT LINE

VIDEO : Fast Facts – World War I : Trench Life (Auckland War Memorial Museum)

Watch the video and learn about life in the trenches

<https://www.youtube.com/watch?v=i8HmPNqOC2Q>



a) Where could trenches be found during WWI? From **Gallipoli** to **the Western front**

b) Can you complete this definition of trenches?

They were series of **ditches** hand-**dug** into the ground to **protect** the **soldiers** from enemy **bullets** and **artillery**.



c) What did soldiers do in these trenches?

They fought, ate and slept there

d) What was the space between the trenches called? How was it and why? Origin of the name?

Called "no man's land"/ the most deadly / deadliest place to be / didn't belong to either army.

Soldiers crossed it to attack other army. It was fully exposed to artillery fire.



e) What were the "typical threats of war"? **Soldiers could die from machine gun fire, hand grenades, mortar shell, mining ...**

f) What were soldiers also dying from? **Miserable conditions**

Can you make a list of these conditions?

- **unwashed men** - **dead bodies** - **lice** - **ticks** - **flies** - **millions of rats**
- **standing in the wet muddy conditions**



What were the consequences on men?

- **never ending itches**

- **spreading trench fever**

- **trench foot which could lead to amputations / gangrene**

g) The soldiers' diet:

- **corned beef** - **jam** - **stew** - **hard dry biscuits**

What did they use the empty jam cans for?

Turned them into hand-made bombs

h) WWI's new deadly weapon:

Poison gas / mustard gas

How did soldiers protect themselves at first?

Soldiers **covered** their **faces** with **rags** soaked in **urine**



What device was developed to protect them after that?

Gas masks



i) Wars will be fought in different ways by the end of

WWI. Tick the different reasons:

- mobile phones more mobile technology
- advances more information technology
- more soldiers more dances

Give examples:

Tanks - **flame throwers** - **Air traffic control**

Under water bombs - **Aircraft carriers**

Hydro phones ...



Go on the webpage : <http://www.bbc.co.uk/schools/0/ww1/25626530>

A. Browse the page and answer the questions

1) Find the reasons why the trenches were smelly

- Dead bodies buried nearby
- Toilets sometimes overflowed in the trenches

2) The soldiers' timetable:

When could the soldiers rest?

in the afternoon during daylight and at night only for an hour at a time.

List the activities they could do during that time:

- Write letters
- play cards
- sleep

What time were they on high-alert for enemy attacks? 5 a.m / 6 p.m


Find the English for "crepuscule": dusk ≠ dawn

When was cleaning time? After 8 a.m

What did they have for breakfast? Bacon + tea

What were they allowed to drink? Why? Rum ration. To fight the chill and damp of the trenches / give them courage / motivate them to fight / control nerves / suppress fear of dying

B. Explore the interactive trench : Click on different objects to find more about life in a trench



1° Activity: Being on watch

- What was needed: Being on alert for any sign of attack
- Serious crime: Sleeping at the post
- Possible consequences: Death sentence or imprisonment if they were caught.

2° Activity: Periscope

- Use: Observe the battle field from the safety of the trench below

3° Activity: Sleep

- Time: Daytime
- Night time activity: work / use the cover of darkness to observe enemy covers

4° Activity: Dirty work

- Reason: Bad weather
- Duties: Cleaning weapons / refilling sandbags / fixing barbed wires / repairing collapsed trench walls / emptying the latrines

5° Object: sandbags

- Filled with: Earth and mud
- Place: stacked on one another and lined the walls of trenches
- Use: provide protection for the soldiers below

6° Animals: Rats

- Problems: stole food rations / chewed clothes and haversacks / spread diseases /

Animals: Dogs

- Use : carried messages between trenches / looked for (scouted) hidden enemies / carried medical supplies / acted as watch dogs / killed rats

7° Objects: meal tin and cards:

- Food at the start of the war: meat + veg each day
- Food from home: chocolate / sweet biscuits / tins of sardines
- Food as time went by: stale bread / hard tasteless biscuits / pea soup watery stew / cold food
- Relaxing activities: write letters home / play cards / pick lice out of clothing...